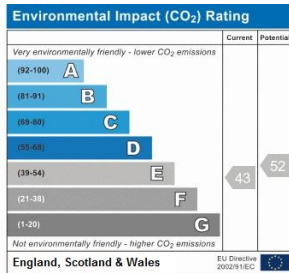
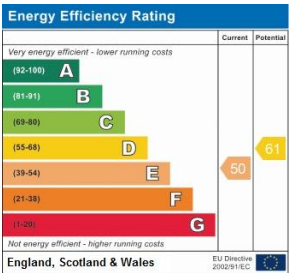




Bernersmede, Blackheath Park **£750,000 Share of Freehold**

A beautiful sunny, bright and spacious three bedroom, two bathroom apartment with magnificent communal gardens situated on Blackheath Park, one of the most sought after roads on the prestigious private Cator Estate. In excess of 1,000 sq ft the apartment is on the second floor and has a large decked balcony overlooking the park like gardens. It has a garage en bloc and private off street permit parking. Blackheath Village and Blackheath BR Station is just a short walk away.

KERSHAW'S



Entrance

Secure communal entrance with entry phone. Stairs up to the second floor.

Hallway

Personal entrance door. Long spacious entrance hallway with sealed double glazed windows running along the front. Solid natural wood flooring. Radiator concealed in wooden cover. Entry phone system. Built in storage cupboard.

Living Room

Set at the rear of the block overlooking the magnificent park of a garden. Sealed double glazed windows and door opening on to private decked balcony also overlooking the garden. Natural wood solid floor, two radiators.

Kitchen

Fitted in white with solid wood work tops, comprising a range of wall and base units, integrated fridge freezer, Neff four ring hob, oven and stainless steel canopy. Large sink unit with mixer tap.

Bedroom One

Lovely light spacious bedroom overlooking the beautiful garden. Sealed double glazed window. Radiator.

Bedroom Two

Lovely light spacious bedroom overlooking the beautiful garden. Sealed double glazed window. Radiator.

Bedroom Three

Light and spacious bedroom overlooking the beautiful garden. Sealed double glazed window. Radiator.

Bathroom

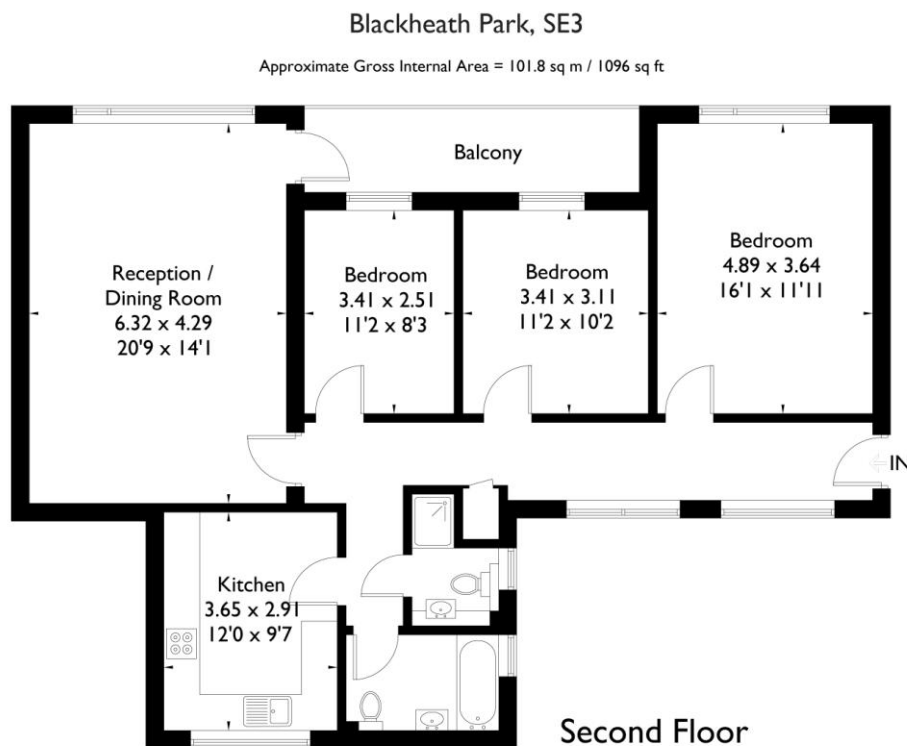
Limestone fully tiled bathroom with a contemporary white suite with chrome fittings. Tile enclosed bath with mixer tap. Over bath shower with glass screen, wide wash hand basin set into a vanity unit with storage. Sealed flush WC. Heated towel rail/radiator. Sealed double glazed opaque window to the side.

Shower Room

Limestone tiled shower cubical with overhead rain shower and hand shower. Low flush WC. Wash hand basin set into a vanity unit. Sealed double glazed opaque window to the side. Limestone tiled floor and splash backs and large fitted mirror.

Exterior

Garage en block and residents parking. Amazing and huge communal garden set at the rear.



FLOORPLANZ © 2017 0203 9056099 Ref: 197881

This plan is for layout guidance only. Drawn in accordance with RICS guidelines. Not drawn to scale unless stated. Windows & door openings are approximate. Whilst every care is taken in the preparation of this plan, please check all dimensions, shapes & compass bearings before making any decisions reliant upon them.

The mention of any appliances and/or services within these sales particulars does not imply they are in full and efficient working order. Reference to the tenure and boundaries of the property are based upon information provided by the vendor. Whilst we endeavour to make our sales particulars as accurate as possible, if there is any point which is of particular importance to you, please contact the office and we will be pleased to check the information. Do so particularly if contemplating travelling some distance to view the property. VIEWING STRICTLY THROUGH KERSHAW'S ON 020 8297 2922